























AWC 2024 Belgium

Belgian Agility Friends



Results - Combined Team Results Large

Ranking	Team	# Elim.	Faults	Time	Details per round				
					Round	Ranking	# Elim.	Faults	Time
1	DEU	0	0.00	211.39	Team-Jumping	1	0	0.00	98.78
					Team-Agility	1	0	0.00	112.61
2	GBR	0	5.00	214.02	Team-Jumping	2	0	0.00	99.47
					Team-Agility	4	0	5.00	114.55
3	NLD	0	5.00	216.27	Team-Agility	2	0	0.00	114.18
					Team-Jumping	5	0	5.00	102.09
4	USA	0	10.00	218.87	Team-Jumping	6	0	5.00	102.67
					Team-Agility	5	0	5.00	116.20
5	ESP	0	10.00	219.57	Team-Jumping	3	0	0.00	100.64
					Team-Agility	12	0	10.00	118.93
6	SVK	0	14.66	228.79	Team-Jumping	8	0	6.56	107.91
					Team-Agility	9	0	8.10	120.88
7	HRV	0	15.00	217.51	Team-Jumping	4	0	5.00	101.53
					Team-Agility	10	0	10.00	115.98
8	LUX	0	18.19	230.93	Team-Agility	8	0	7.29	124.47
					Team-Jumping	11	0	10.90	106.46
9	HUN	0	25.74	223.36	Team-Jumping	10	0	10.74	105.78
					Team-Agility	17	0	15.00	117.58
10	NOR	0	32.16	227.41	Team-Agility	19	0	15.71	120.52
					Team-Jumping	12	0	16.45	106.89
11	COL	0	38.31	250.82	Team-Agility	14	0	11.37	127.88
					Team-Jumping	15	0	26.94	122.94
12	BRA	0	45.23	232.80	Team-Jumping	7	0	5.00	105.47
					Team-Agility	27	0	40.23	127.33
13	CAN	0	47.36	227.86	Team-Jumping	9	0	10.00	103.70
					Team-Agility	26	0	37.36	124.16
14	SGP	0	56.63	241.13	Team-Jumping	14	0	26.33	114.64
					Team-Agility	25	0	30.30	126.49
15	FRA	1	0.00	180.60	Team-Agility	3	0	0.00	114.73
					Team-Jumping	17	1	0.00	65.87
16	BEL	1	5.00	184.96	Team-Agility	6	0	5.00	116.50
					Team-Jumping	20	1	0.00	68.46

Ranking	Team	# Elim.	Faults	Time	Details per round				
					Round	Ranking	# Elim.	Faults	Time
17	 EST	1	6.93	194.65	Team-Agility	7	0	6.93	122.35
					Team-Jumping	22	1	0.00	72.30
18	 FIN	1	10.00	183.63	Team-Agility	11	0	10.00	116.44
					Team-Jumping	19	1	0.00	67.19
19	 ITA	1	10.31	185.20	Team-Agility	13	0	10.31	119.64
					Team-Jumping	16	1	0.00	65.56
20	 AUT	1	20.00	178.49	Team-Agility	15	0	15.00	113.34
					Team-Jumping	24	1	5.00	65.15
21	 CHE	1	20.00	180.27	Team-Agility	16	0	15.00	113.99
					Team-Jumping	25	1	5.00	66.28
22	 LTU	1	22.06	194.86	Team-Agility	22	0	21.22	122.79
					Team-Jumping	23	1	0.84	72.07
23	 GRC	1	25.00	184.36	Team-Agility	24	0	25.00	117.66
					Team-Jumping	18	1	0.00	66.70
24	 JPN	1	28.11	194.73	Team-Agility	21	0	20.00	120.71
					Team-Jumping	27	1	8.11	74.02
25	 SVN	1	40.43	207.54	Team-Agility	20	0	17.27	125.38
					Team-Jumping	30	1	23.16	82.16
26	 SRB	1	81.42	218.53	Team-Agility	28	0	52.60	138.60
					Team-Jumping	31	1	28.82	79.93
27	 DNK	2	14.32	154.82	Team-Jumping	21	1	0.00	69.97
					Team-Agility	31	1	14.32	84.85
28	 POL	2	20.13	155.41	Team-Agility	18	0	15.13	120.26
					Team-Jumping	35	2	5.00	35.15
29	 SWE	2	25.00	137.55	Team-Jumping	13	0	20.00	95.90
					Team-Agility	34	2	5.00	41.65
30	 LVA	2	31.78	183.89	Team-Agility	23	0	24.10	139.21
					Team-Jumping	36	2	7.68	44.68
31	 ISR	2	39.50	156.45	Team-Jumping	29	1	19.36	75.99
					Team-Agility	32	1	20.14	80.46
32	 ZAF	3	0.00	112.40	Team-Agility	29	1	0.00	75.89
					Team-Jumping	33	2	0.00	36.51
32	 CZE	3	5.00	107.58	Team-Jumping	26	1	5.00	68.65
					Team-Agility	33	2	0.00	38.93
32	 PRT	3	5.00	117.38	Team-Agility	30	1	5.00	81.70
					Team-Jumping	32	2	0.00	35.68
32	 URY	3	45.01	131.01	Team-Jumping	28	1	18.24	87.24
					Team-Agility	36	2	26.77	43.77
32	 UKR	4	15.00	74.73	Team-Jumping	34	2	5.00	35.13
					Team-Agility	35	2	10.00	39.60

